

*Practicing Diversity
in your Local
Vineyard Church*

Introducing our panelists:

Geno Olison

*Senior Pastor, South
Suburban Vineyard
Flossmoor, IL*

Connie Anderson

*Director of Justice Ministries, Great
Lakes East Region, InterVarsity
Columbus Vineyard*

Le Que Heidkamp

*Co-lead pastor,
Mercy Vineyard
Minneapolis, MN*



*Our Connection to
Diversity & Reconciliation*



*Why it Matters To Engage
in Diverse Relationships*

Demographics of the Movement

(all statistics retrieved from VUSA National Census Data 2006-2015)

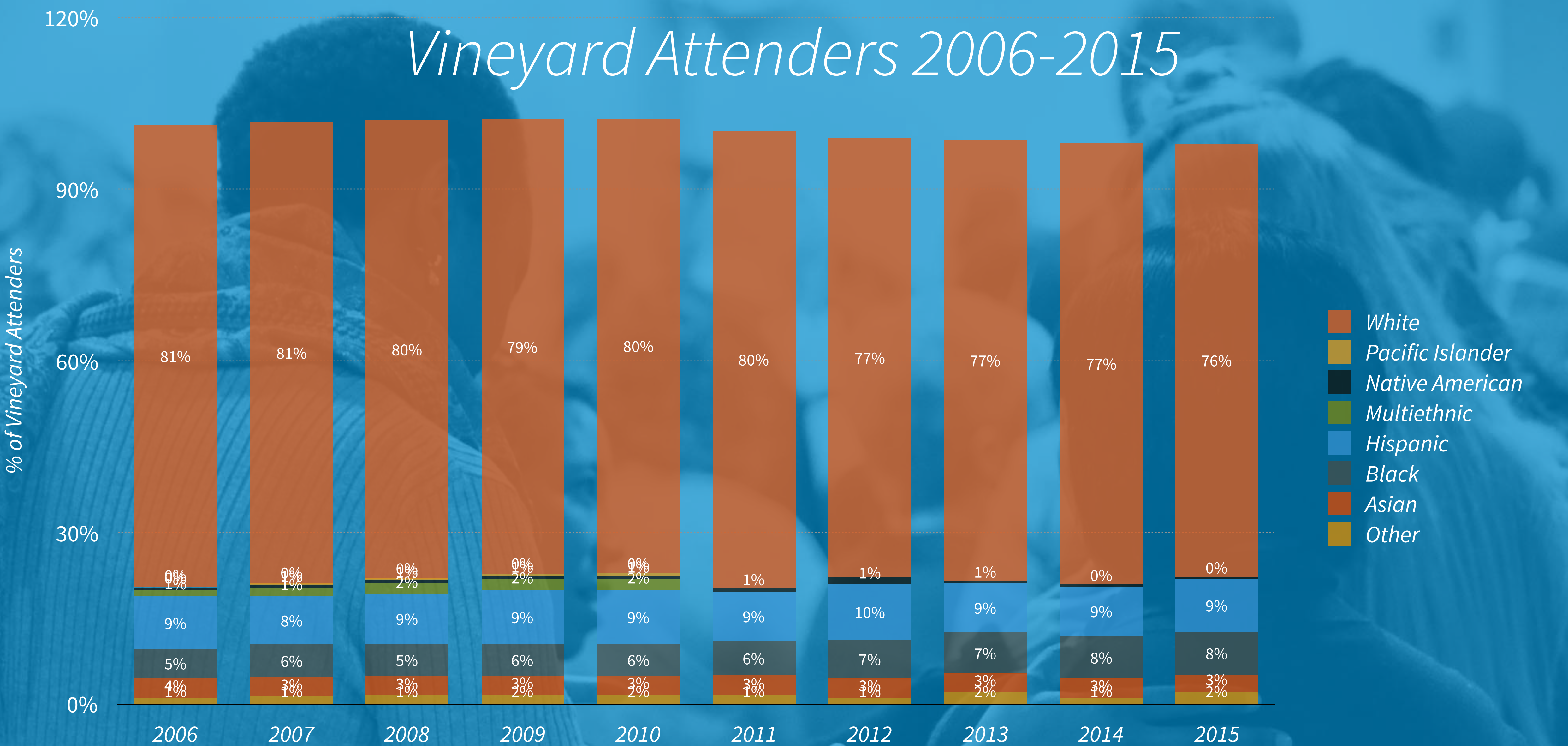
FACT #1:

A multiethnic church is defined by one ethnic background constituting not more than 80% of the total church attendance.

Vineyard USA Attenders 2006-2015

	2005	2006	2007	2008	2009	2010	2011	2012	2013	2014	2015
Asian	3.53%	3.38%	3.45%	3.33%	3.30%	3.47%	3.32%	3.25%	3.32%	2.96%	2.89%
Black	4.91%	5.69%	5.49%	5.67%	5.68%	6.13%	6.83%	7.13%	7.55%	7.50%	7.77%
Hispanic	9.33%	8.44%	8.84%	9.39%	9.41%	8.51%	9.67%	8.61%	8.51%	9.17%	9.73%
Multiethnic							1.03%	1.41%	1.77%	1.94%	1.91%
Native American	0.46%	0.53%	0.58%	0.59%	0.59%	0.66%	1.26%	0.50%	0.45%	0.41%	0.67%
Other	1.10%	1.34%	1.49%	1.53%	1.53%	1.49%	1.09%	2.07%	1.07%	2.12%	1.78%
Pacific Islander							0.06%	0.20%	0.27%	0.27%	0.34%
White	80.67%	80.63%	80.15%	79.49%	79.50%	79.74%	76.74%	76.83%	77.07%	75.63%	74.91%

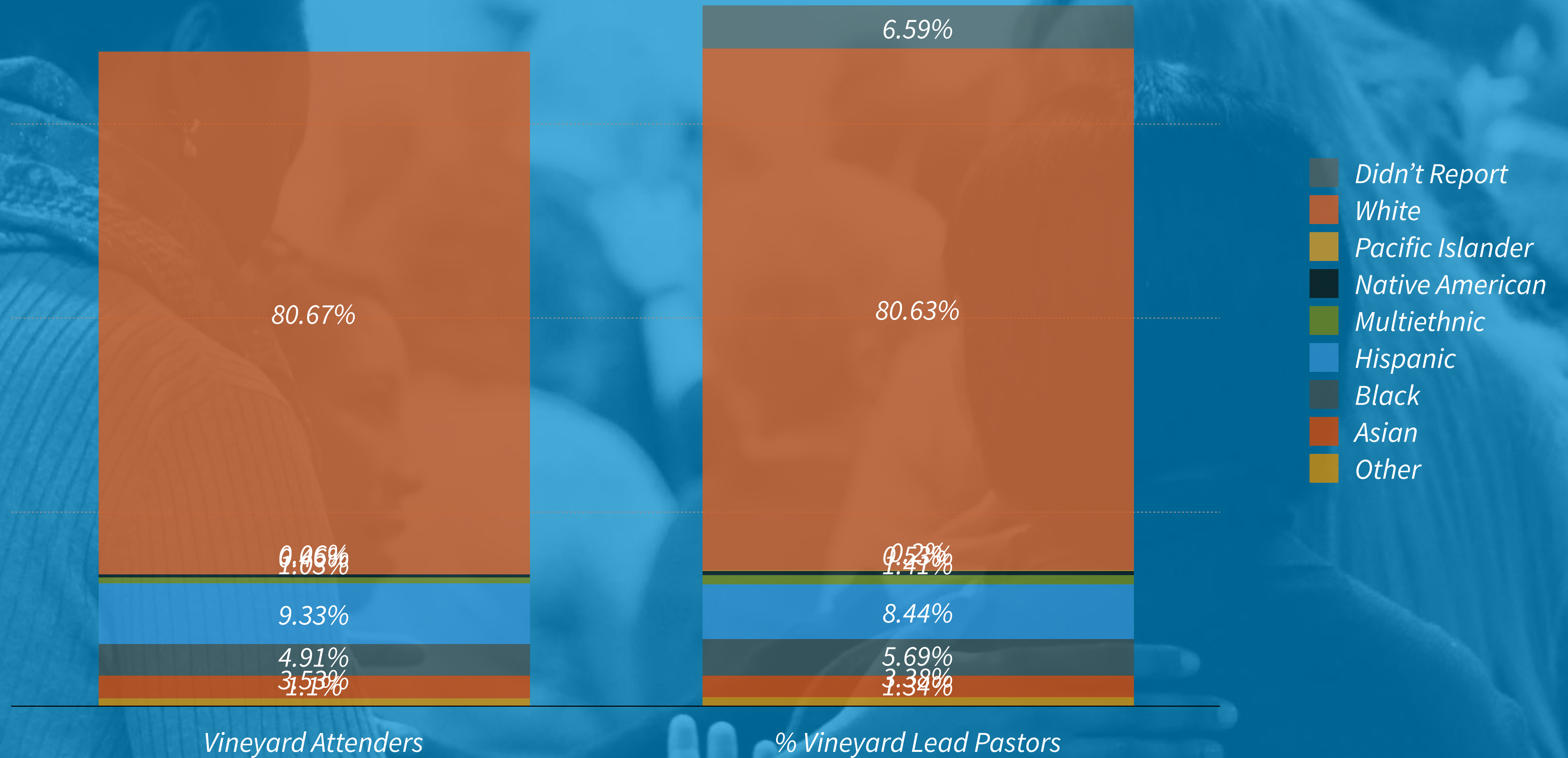
Vineyard Attenders 2006-2015




FACT #2:

Since 2008 the Vineyard in the USA can be categorically defined as a multiethnic movement with less than 80% of attenders being white.

Vineyard Attenders/Pastors Comparison 2011



of Vineyard Pastors 2011





Starting Points for Engagement

save the date

VJN 2017:
SEEKING THE
PEACE OF
OUR CITIES

OCT 20-21 | YAKIMA VINEYARD, WA

Thank you for joining!